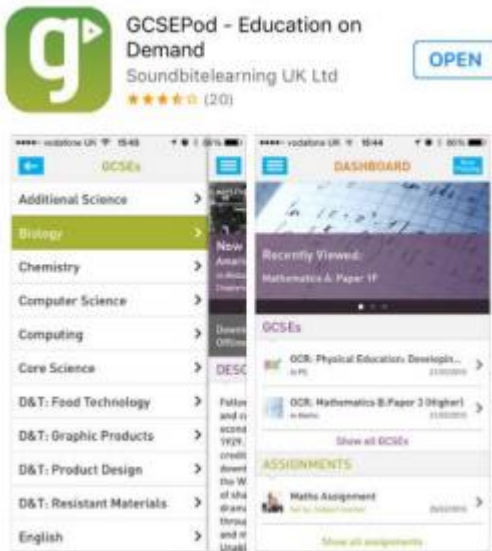


# GCSEPod iOS App



## How to access the app

You must have working login details for the GCSEPod website before you try to access the app.

If you do not have your login details, please visit [www.gcsepod.com](http://www.gcsepod.com), click 'Login', then 'New Here? Get Started'.

Go to the app store on your mobile device and search for GCSEPod – it's free to download!

## App overview

Once logged into the app, use the menu to navigate and access the different sections.

### Dashboard

Shows an overview of upcoming GCSE exams, assignment deadlines and your playlists. Quickly navigate to key areas of the app with ease.

### My Courses

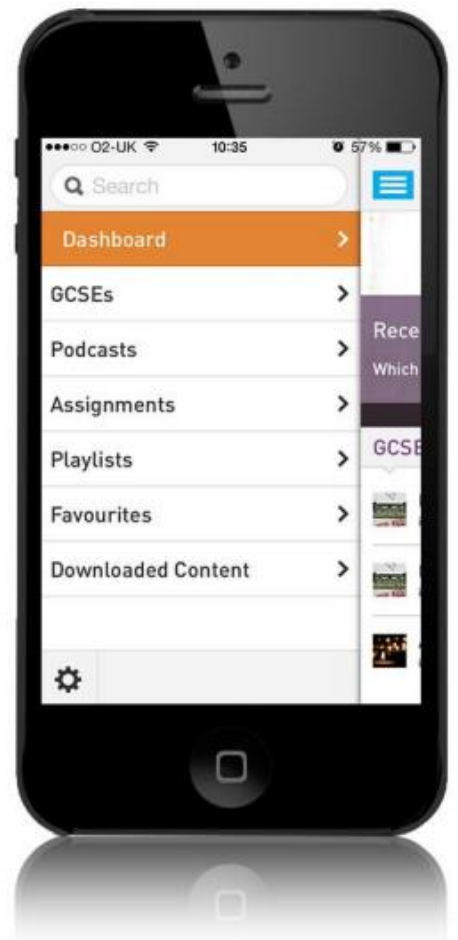
Choose a subject area to view a list of upcoming exams relevant to your school. Select to view a playlist containing all the pods relevant to that exam.

### Pods

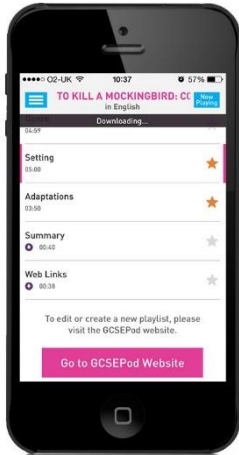
Browse pods by subject and topic area. Once you've chosen a topic, watch the Pods online, star your favourites or download the whole playlist for offline viewing.

### Playlists

Watch the playlists you've created on the GCSEPod website and access a quick link back to the website where you can create and edit your playlists.



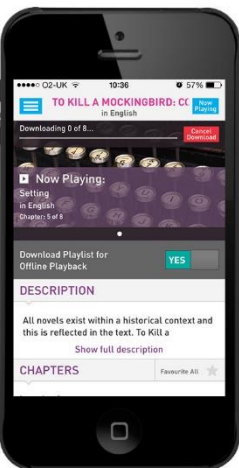
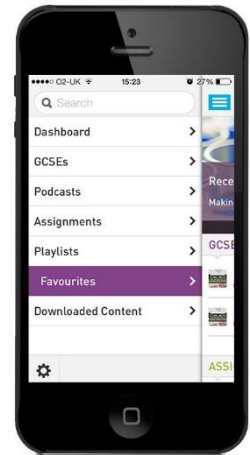
# GCSEPod iOS App



## Favourites

When watching a Pod simply tap the star icon beside the Pod name to add it to your 'Favourites' playlist.

To view your Favourites playlist simply select 'Favourites' from the menu. Here you can view and edit a list of your favourite podcasts which are neatly organised by subject and topic area.

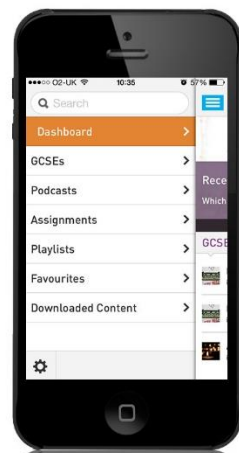
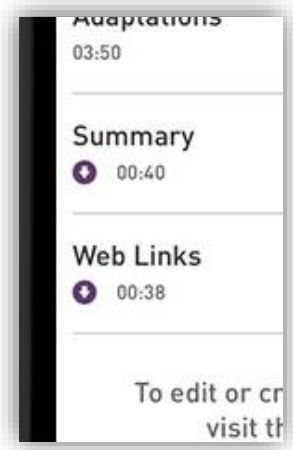


## Downloaded Content

When viewing any playlist, use the slider button to download the Pods so that you can continue to watch them when you go offline.

Pods that have been downloaded are clearly identified with a small purple icon.

View a list of your downloaded Pods, organised by subject and topic, by selecting the 'Downloaded Content' section of the menu.



## Settings

Click the cog icon from the drawer menu to go to 'Settings'.

Here you can log out of the app, quickly remove all downloaded content to free up room for more downloads and resync the app with the GCSEPod website so that any changes you have made are updated.

